



# Projet 13








## *Let's play the Cookie mystery*

Jouer au *Cookie mystery* - niveau 3

### Matériel projet

Les clés du projet	 <a href="#">video-P13-01</a>
Scripts	 <a href="#">Projet13_Script</a>
Posters	 <a href="#">Projet13_Poster</a>










### Rituel



<i>Chain questions</i>	 <a href="#">p13-s0-01</a>
<i>Script visuel Chain questions (Classe DOC 1)</i>	 <a href="#">Projet13_Classe</a>
<i>A blue pencil, a red pencil, a yellow pencil.</i>	 <a href="#">p13-s0-03</a>
<i>FILLE : Do you have a blue pencil please?</i>	 <a href="#">p13-s0-04</a>
<i>GARÇON : A blue pencil? FILLE : Yes, a blue pencil!</i>	 <a href="#">p13-s0-05</a>
<i>GARÇON : Yes, I do. FILLE : Thank you.</i>	 <a href="#">p13-s0-06</a>
<i>Take these three pencils and ask your neighbour in chain.</i>	 <a href="#">p13-s0-07</a>

## Séance 1 - Découvrir les pièces de la maison












<i>My house</i>	 <a href="#">video-P13-02</a>
<i>My house</i>	 <a href="#">Projet13_Script</a>
<i>Watch and say</i>	 <a href="#">p13-s1-01</a>
<i>Watch the video. What do you understand?</i>	 <a href="#">p13-s1-02</a>
<i>Watch the video again. What words do you know?</i>	 <a href="#">p13-s1-03</a>
<i>Rooms of the house</i>	 <a href="#">audio-P13-01</a>
<i>Listen and look.</i>	 <a href="#">p13-s1-04</a>
<i>Listen and point</i>	 <a href="#">p13-s1-05</a>
<i>Show the flashcards.</i>	 <a href="#">p13-s1-06</a>
<i>Point to the bedroom.</i>	 <a href="#">p13-s1-07</a>
<i>What did we learn today?</i>	 <a href="#">p13-s1-08</a>

## Séance 2 - Nommer les pièces de la maison




<i>Thumbs up!</i>	 <a href="#">p13-s2-01</a>
<i>Thumbs up if it's correct. Thumbs down if it's not correct.</i>	 <a href="#">p13-s2-02</a>
<i>Yes, this is the kitchen, thumbs up. / No, this isn't the kitchen, thumbs down.</i>	 <a href="#">p13-s2-03</a>
<i>This one is out</i>	 <a href="#">p13-s2-04</a>
<i>Let's repeat all together: the kitchen, the bathroom, the study...</i>	 <a href="#">p13-s2-05</a>
<i>Poster The house</i>	 <a href="#">Projet13_Poster</a>
<i>P. : Where is the boy? É. : Kitchen.</i>	 <a href="#">p13-s2-08</a>
<i>P. : Yes, the boy is in the kitchen.</i>	 <a href="#">p13-s2-09</a>
<i>Let's repeat all together: The boy is in the kitchen.</i>	 <a href="#">p13-s2-10</a>












<i>Poster The house</i>	 <a href="#">Projet13_Poster</a>
<i>What did we learn today?</i>	 <a href="#">p13-s2-12</a>

## Séance 3 - Jouer à *Go fish!*












<i>Telephone</i>	 <a href="#">p13-s3-01</a>
<i>Make one line here: 1, 2, 3, 4, 5, 6. Make another line here: 1, 2, 3, 4, 5, 6...</i>	 <a href="#">p13-s3-02</a>
<i>The boy is in the bathroom.</i>	 <a href="#">p13-s3-03</a>
<i>Listen and repeat in your neighbours' ear. At the end, touch the correct flashcard.</i>	 <a href="#">p13-s3-04</a>
<i>Go fish!</i>	 <a href="#">p13-s3-05</a>
<i>Cartes Rooms (Classe DOC 2) (x 4)</i>	 <a href="#">Projet13_Classe</a>
<i>Fiche de jeu Go fish! (Classe DOC 3) agrandie</i>	 <a href="#">Projet13_Classe</a>
<i>Ask a card to another team to get four similar cards, using: "Do you have... please?" If they don't have it, go fish! If they have it, don't forget to say thank you!</i>	 <a href="#">p13-s3-08</a>
<i>Léa, do you have the kitchen please?</i>	 <a href="#">p13-s3-09</a>
<i>E: Yes, I do. / No, I don't. Go fish!</i>	 <a href="#">p13-s3-10</a>
<i>Good Fish!</i>	 <a href="#">p13-s3-11</a>
<i>What did we learn today?</i>	 <a href="#">p13-s3-12</a>





## Séance 4 - Reconnaître les membres de la famille

<i>Cartes Rooms (Classe DOC 2) (x 4)</i>	 <a href="#">Projet13_Classe</a>
<i>Fiche de jeu Go fish! (Classe DOC 3) agrandie</i>	 <a href="#">Projet13_Classe</a>
<i>Go fish!</i>	 <a href="#">p13-s4-03</a>

Ask a card to another team to get four similar cards.		<a href="#">p13-s4-04</a>
Look and repeat! Now, let's play.		<a href="#">p13-s4-05</a>
Watch and say		<a href="#">p13-s4-06</a>
Who took the cookie from the cookie jar?		<a href="#">video-P13-03</a>
Who took the cookie from the cookie jar?		Projet13_Script
Look at this video. What do you understand?		<a href="#">p13-s4-07</a>
Listen to the song again. Find the names of the different characters.		<a href="#">p13-s4-08</a>
Listen and look		<a href="#">p13-s4-09</a>
Family members	 Audio	<a href="#">audio-P13-02</a>
Family members		Projet13_Script
What did we learn today?		<a href="#">p13-s4-11</a>

## Séance 5 - Comprendre et mémoriser la chanson














Mini-flashcards Family (Elève DOC 1)		Projet13_Eleve
Up and down		<a href="#">p13-s5-02</a>
Stand up and sit down.		<a href="#">p13-s5-03</a>
Who took the cookie...?	 Audio	<a href="#">audio-P13-03</a>
Who took the cookie...?		Projet13_Script
Who took the cookie...? (Classe DOC 4)		Projet13_Classe
Listen-and mime		<a href="#">p13-s5-06</a>
Look at the script. What do you understand? Can you mime it?		<a href="#">p13-s5-07</a>
Now, listen and mime		<a href="#">p13-s5-08</a>
Cache Keyhole (Classe DOC 5)		Projet13_Classe
Through the keyhole		<a href="#">p13-s5-10</a>

<i>Who's that?</i>	 <a href="#">p13-s5-11</a>
<i>Yes, it's Mummy. Let's repeat all together!</i>	 <a href="#">p13-s5-12</a>
<i>What did we learn today?</i>	 <a href="#">p13-s5-13</a>
<i>Script visuel</i> (Elève DOC 2)	 <a href="#">Projet13_Eleve</a>



## Séance 6 - Utiliser le lexique de la maison et de la famille










<i>Who took the cookie...?</i>	 <a href="#">audio-P13-03</a>
<i>Who took the cookie...?</i>	 <a href="#">Projet13_Script</a>
<i>Who took the cookie...?</i> (Classe DOC 4)	 <a href="#">Projet13_Classe</a>
<i>Listen, sing and mime</i>	 <a href="#">p13-s6-03</a>
<i>Who's where?</i>	 <a href="#">p13-s6-04</a>
<i>Poster The house</i>	 <a href="#">Projet13_Poster</a>
<i>Fiche The house</i> (Elève DOC 3)	 <a href="#">Projet13_Eleve</a>
<i>Come behind the board and stick your mini-flashcards in the house.</i>	 <a href="#">p13-s6-07</a>
<i>Where is Mummy? Let's repeat together:</i> <i>Where is Mummy?</i>	 <a href="#">p13-s6-08</a>
<i>Put Mummy in the kitchen.</i>	 <a href="#">p13-s6-09</a>
<i>Let's check your answers.</i>	 <a href="#">p13-s6-10</a>
<i>Now play in pairs.</i>	 <a href="#">p13-s6-11</a>
<i>What did we learn today?</i>	 <a href="#">p13-s6-12</a>
<i>Fiche The house</i> (Elève DOC 3)	 <a href="#">Projet13_Eleve</a>

## Séance 7 - Employer les formulations de la chanson





<i>Who took the cookie...? (Classe DOC 4)</i>	 <a href="#">Projet13_Classe</a>
<i>Sing and mime</i>	 <a href="#">p13-s7-02</a>
<i>Detective sheet (Classe DOC 6) agrandi au format A3</i>	 <a href="#">Projet13_Classe</a>
<i>Detective sheet (Elève DOC 4)</i>	 <a href="#">Projet13_Eleve</a>
<i>Cartes Family (Classe DOC 7)</i>	 <a href="#">Projet13_Classe</a>
<i>Cookie mystery rules (Classe DOC 8)</i>	 <a href="#">Projet13_Classe</a>
<i>Poster The house</i>	 <a href="#">Projet13_Poster</a>
<i>You have to find out who took the cookie from the cookie jar. Team 1, roll the dice, move on the game board and look at the card.</i>	 <a href="#">p13-s7-08</a>
<i>Come and draw a cross next to the mother on the detective sheet. Team 2, it's your turn.</i>	 <a href="#">p13-s7-09</a>
<i>Look, it's not Daddy, it's not Mummy... It's the sister.</i>	 <a href="#">p13-s7-10</a>
<i>The sister took the cookie from the cookie jar.</i>	 <a href="#">p13-s7-11</a>
<i>Let's play again but now, keep the cards secret. Say "Stop!" to make a proposition and don't forget to count when you move your pawn and to use "Your turn".</i>	 <a href="#">p13-s7-12</a>
<i>What did we learn today?</i>	 <a href="#">p13-s7-13</a>

## Séance 8 - Jouer à *The Cookie mystery*





<i>Who took the cookie...? (Classe DOC 4)</i>	 <a href="#">Projet13_Classe</a>
<i>Sing and mime</i>	 <a href="#">p13-s8-02</a>

<i>Cookie mystery rules</i> (Classe DOC 8)	 <a href="#">Projet13_Classe</a>
<i>Cartes Rooms + Family</i> (Classe DOC 2 et 7)	 <a href="#">Projet13_Classe</a>
<i>Detective sheet</i> (Elève DOC 4) x 5	 <a href="#">Projet13_Eleve</a>
<i>Now, we're ready to play. You must find who took the cookie and where he/she is.</i>	 <a href="#">p13-s8-07</a>
<i>Team 1, roll the dice and move your pawn please. Look at the card and draw a cross on your detective sheet.</i>	 <a href="#">p13-s8-08</a>
<i>Well done. Now you can ask a question to guess where.</i>	 <a href="#">p13-s8-09</a>
<i>Everybody can fill in the detective sheet. Now, team 2, it's your turn.</i>	 <a href="#">p13-s8-10</a>
<i>Say "Stop!" when you have an idea and say for example: Daddy took the cookie. Daddy is in the bathroom.</i>	 <a href="#">p13-s8-11</a>
<i>Let's check the answer! Well done! Daddy took the cookie. Daddy is in the bathroom. / Sorry, that's not correct. You're out!</i>	 <a href="#">p13-s8-12</a>





## ATELIER 1 Jouer au *Cookie mystery*

<i>Fiche The house</i> (Élève DOC 3)	 <a href="#">Projet13_Eleve</a>
<i>Cookie mystery rules</i> (Classe DOC 8)	 <a href="#">Projet13_Classe</a>
<i>Detective sheet</i> (Elève DOC 4) x 5	 <a href="#">Projet13_Eleve</a>
<i>Mini-flashcards Rooms</i> (Élève DOC 5)	 <a href="#">Projet13_Eleve</a>

## ATELIER 2 Jouer à *Go finish*

<i>Cartes Rooms</i> (Classe DOC 2) x 4	 <a href="#">Projet13_Classe</a>
<i>Fiche du jeu Go fish!</i> (Classe DOC 3)	 <a href="#">Projet13_Classe</a>
<i>Ask "Do you have... please?" to another player to get four similar cards.</i>	 <a href="#">p13-at2-03</a>
<i>Look and repeat! Now, let's play</i>	 <a href="#">p13-at2-04</a>

### ATELIER 3 Jouer à *Who's where?*

<i>Mini-flashcards Family</i> (Elève DOC 1)		Projet13_Eleve
<i>Fiche The house</i> (Elève DOC 2)		Projet13_Eleve
<i>Trace-mémoire Rooms et Family</i> (Élève DOC 6)		Projet13_Eleve
<i>Get in groups of two and play Who's where?</i>		<a href="#">p13-at3-04</a>