




Projet 5


At the zoo

Une journée au zoo - niveau 1




Matériel projet








| | |
|-----------------------------------|---|
| Les clés du projet |  video-P5-01.mp4 |
| <i>Seneca Park Zoo commercial</i> |  video-P5-02 |
| <i>Clean up!</i> |  audio-P5-01 |
| Script |  Projet05_Script |

Rituel

| | |
|---|---|
| <i>Clean up!</i> |  audio-P5-01 |
| <i>Clean up! (Script)</i> |  Projet05_Script |
| <i>Listen to the song and look at the flashcards.</i> |  p5-s0-02 |
| <i>Just listen.</i> |  p5-s0-03 |
| <i>Clean up your pens and pencils.</i> |  p5-s0-04 |
| <i>Clean up your glue stick, ruler and scissors.</i> |  p5-s0-05 |
| <i>Clean up your books.</i> |  p5-s0-06 |
| <i>Listen and do like me...</i> |  p5-s0-07 |

Séance 1 - Découvrir le projet

| | |
|-----------------------------------|---|
| <i>Seneca Park Zoo commercial</i> |  video-P5-02 |
| <i>Seneca Park Zoo commercial</i> |  Projet05_Script |
| <i>Watch and say</i> |  p5-s1-02 |

| | |
|---|---|
| <i>Watch the video. What do you understand?</i> |  p5-s1-03 |
| <i>Watch the video again. What words do you know?</i> |  p5-s1-04 |
| <i>Zoo animals</i> |  audio-P5-02 |
| <i>Zoo animals</i> |  Projet05_Script |
| <i>Listen and look.</i> |  p5-s1-06 |
| <i>Listen and mime</i> |  p5-s1-07 |
| <i>Listen, look and do just like me.</i> |  p5-s1-08 |
| <i>What did we learn today?</i> |  p5-s1-09 |





Séance 2 - Nommer les animaux du zoo

| | |
|---|--|
| <i>Listen and mime</i> |  p5-s2-02 |
| <i>Listen, look and do just like me.</i> |  p5-s2-03 |
| <i>Up and down</i> |  p5-s2-05 |
| <i>Listen, stand up, name the flashcard and sit down.</i> |  p5-s2-06 |
| <i>Watch the mime and say - charades</i> |  p5-s2-07 |
| <i>Let's make two groups. Kylian, Camille, please come.</i> |  p5-s2-08 |
| <i>Look at the flashcard and mime it.</i> |  p5-s2-09 |
| <i>Group 1, group 2, say what you see.</i> |  p5-s2-10 |
| <i>Group 2: You win. Can you repeat: An elephant.</i> |  p5-s2-11 |
| <i>What did we learn today?</i> |  p5-s2-12 |

Séance 3 - Jouer aux *dominoes*

| | |
|---|---|
| <i>Watch the mime and say - charades</i> |  p5-s3-01 |
| <i>Let's make two groups. Jason, please come to the board.</i> |  p5-s3-02 |
| <i>Look at the first flashcard and mime it. You have 20 seconds.</i> |  p5-s3-03 |
| <i>Group 1, say what you see.</i> |  p5-s3-04 |
| <i>Planche Dominoes (Classe DOC 1)</i> |  Projet05_Classe |
| <i>Dominoes game rules (Classe DOC 2)</i> |  Projet05_Classe |
| <i>Look at the domino. This is an elephant and this is a kangaroo.</i> |  p5-s3-07 |
| <i>Younès and Marie, please come to the board. Here are your dominoes.</i> |  p5-s3-08 |
| <i>Can you play an elephant or a kangaroo?</i> |  p5-s3-09 |
| <i>Play a domino or take one.</i> |  p5-s3-10 |
| <i>A bird or an elephant? Everyone, repeat after me.</i> |  p5-s3-11 |
| <i>Get in groups of four. Here is a set of dominoes and the rules. Cut out the dominoes and play.</i> |  p5-s3-12 |
| <i>What did we learn today?</i> |  p5-s3-13 |

Séance 4 - Découvrir une chanson sur les animaux

| | |
|--|---|
| <i>Dominoes</i> |  p5-s4-01 |
| <i>Planche Dominoes (Classe DOC 1)</i> |  Projet05_Classe |
| <i>Dominoes game rules (Classe DOC 2)</i> |  Projet05_Classe |
| <i>Let's get in groups of four. Here is your set of dominoes and the game rules.</i> |  p5-s4-04 |

| | |
|--|---|
| <i>All players take five dominoes. Choose the first player. Put a domino on the table.</i> |  p5-s4-05 |
| <i>Play a domino or take one. Then ask the next player: An elephant or a kangaroo?</i> |  p5-s4-06 |
| <i>Watch and say</i> |  p5-s4-07 |
| <i>Yes I can</i> |  video-P5-03 |
| <i>Yes I can</i> |  Projet05_Script |
| <i>Watch the video. What do you understand?</i> |  p5-s4-09 |
| <i>Watch the video again. What words do you know?</i> |  p5-s4-10 |
| <i>Listen and look</i> |  p5-s4-12 |
| <i>Actions</i> |  audio-P5-03 |
| <i>Actions</i> |  Projet05_Script |
| <i>What did we learn today?</i> |  p5-s4-13 |

Séance 5 - Apprendre les actions

| | |
|--|---|
| <i>Listen and say stop.</i> |  p5-s5-01 |
| <i>Yes I can</i> |  audio-P5-04 |
| <i>Yes I can</i> |  Projet05_Script |
| <i>Listen to the song. Say stop when you recognise a word.</i> |  p5-s5-03 |
| <i>Repeat after me: elephant / bird / gorilla...</i> |  p5-s5-04 |
| <i>Mini-flashcards Actions (Élève DOC 1)</i> |  Projet05_Eleve |
| <i>Listen and show</i> |  p5-s5-06 |
| <i>Cut out these cards.</i> |  p5-s5-07 |
| <i>Please show: Climb.</i> |  p5-s5-08 |
| <i>Put your mini-flashcards into your envelope.</i> |  p5-s5-09 |
| <i>The maze</i> |  p5-s5-12 |

| | |
|---|---|
| <i>Put your finger on Start. Listen, repeat and move your finger.</i> |  p5-s5-13 |
| <i>The maze</i> |  audio-P5-05 |
| <i>The maze</i> |  Projet05_Script |
| <i>The maze (Élève DOC 2 - 1 photocopie A3)</i> |  Projet05_Eleve |
| <i>What's the animal? It's... a bird.</i> |  p5-s5-14 |
| <i>What did we learn today?</i> |  p5-s5-15 |





Séance 6 - Jouer au jeu du labyrinthe

| | |
|--|--|
| <i>Yes I can</i> |  audio-P5-04.mp3 |
| <i>Yes I can (Classe DOC 3 - agrandi en A3)</i> |  Projet05_Classe |
| <i>Listen and look</i> |  p5-s6-02 |
| <i>Listen to the song and look at the script.</i> |  p5-s6-03 |
| <i>You can sing the words you know.</i> |  p5-s6-04 |
| <i>The maze (Élève Doc 2 + 1 photocopie A3)</i> |  Projet05_Eleve |
| <i>Put your finger on Start. Which way now? Ask me a question: Can you...?</i> |  p5-s6-06 |
| <i>Can you swim?</i> |  p5-s6-07 |
| <i>Repeat together: Can you swim?</i> |  p5-s6-08 |
| <i>Yes I can. Move your finger.</i> |  p5-s6-09 |
| <i>What's the way out? The bird, the elephant, the gorilla?</i> |  p5-s6-10 |
| <i>What did we learn today?</i> |  p5-s6-11 |

Séance 7 - Associer chaque animal à son action







| | |
|---|--|
| <i>Simon says</i> |  p5-s7-01 |
| <i>Listen, repeat and mime.</i> |  p5-s7-02 |
| <i>[Simon says] I can fly!</i> |  p5-s7-03 |
| <i>Yes I can</i> |  audio-P5-04 |
| <i>Yes I can</i> |  Projet05_Script |
| <i>Yes I can (Élève DOC 3)</i> |  Projet05_Eleve |
| <i>Listen to the song and sing.</i> |  p5-s7-06 |
| <i>I'm a kangaroo, I can jump. Repeat after me...</i> |  p5-s7-07 |
| <i>Guess my card</i> |  p5-s7-08 |
| <i>Group 1 choose a flashcard. It's a secret.</i> |  p5-s7-09 |
| <i>Can you... jump ?</i> |  p5-s7-10 |
| <i>Yes, I can. / No, I can't.</i> |  p5-s7-11 |
| <i>What did we learn today?</i> |  p5-s7-12 |
| <i>Yes I can (Élève DOC 3 agrandi)</i> |  Projet05_Eleve |

Séance 8 - Jouer au *Circle game: zoo animals*



| | |
|--|--|
| <i>Trace-mémoire Zoo animals and visitors et Actions (Élève DOC 4)</i> |  Projet05_Eleve |
| <i>Guess my card</i> |  p5-s8-02 |
| <i>Let's make two groups. You're group 1 and you're group 2.</i> |  p5-s8-03 |
| <i>Group 1 choose a flashcard. It's a secret.</i> |  p5-s8-04 |

| | |
|---|--|
| <i>Circle game: zoo animals</i> |  p5-s8-05 |
| <i>Let's make a circle.</i> |  p5-s8-06 |
| <i>Axel, Lola, Nolan, Sacha, William, please come with me, and wait.</i> |  p5-s8-07 |
| <i>Émile, please choose a flashcard and show it to your friends.</i> |  p5-s8-08 |
| <i>Axel, Lola, Nolan, Sacha, William, please come into the circle. You're in the zoo.</i> |  p5-s8-09 |
| <i>To guess what animal they are, sing with me</i> |  p5-s8-10 |
| <i>Boys and girls, boys and girls, can you... (choisir une action) fly?</i> |  p5-s8-11 |
| <i>No I can't, no I can't, I can't ... fly</i> |  p5-s8-12 |
| <i>Yes I can, yes I can, I can... fly.</i> |  p5-s8-13 |

ATELIER 1 Jouer aux *dominoes*

| | |
|--|---|
| Un jeu de dominos pour 4 (Classe DOC 1) |  Projet05_Classe |
| Une règle du jeu illustrée pour 4 (Classe DOC 2) |  Projet05_Classe |
| <i>Dominoes</i> |  p5-at1-03 |
| <i>Let's get in groups of four. Here is your set of dominoes and the game rules.</i> |  p5-at1-04 |
| <i>All players take five dominoes. Choose the first player. Put a domino on the table.</i> |  p5-at1-05 |
| <i>Play a domino or take one. Then ask the next player: A gorilla or a boy?</i> |  p5-at1-06 |

ATELIER 2 Jouer à *The maze*

| | |
|--|--|
| <i>The maze</i> (Élève DOC 2) |  Projet05_Eleve |
| <i>Bandelettes Animals</i> (Élève DOC 5) |  Projet05_Eleve |

| | |
|---|-----------------------------|
| <i>The maze</i> | ▶ p5-at2-03 |
| <i>I can run, I can stomp, I can run, I can swim, I can dance, I can stomp.</i> | ▶ p5-at2-04 |

ATELIER 3 Jouer au *Circle game: zoo animals*

| | |
|---|-----------------------------|
| <i>Circle game: zoo animals</i> | ▶ p5-at3-01 |
| <i>Make a circle</i> | ▶ p5-at3-02 |
| <i>Boys and girls, boys and girls, can you ... fly?</i> | ▶ p5-at3-03 |