





Projet 6






Let's play Steal the bacon

Jouer au jeu du béret - niveau 2







Matériel projet





Les clés du projet	 video-P6-01
<i>I can sing a rainbow</i>	 audio-P6-01
Scripts	 Projet06_Script
Posters	 Projet06_Poster

Rituel











<i>I can sing a rainbow</i>	 audio-P6-01
<i>I can sing a rainbow</i>	 Projet06_Script
<i>I can sing a rainbow</i>	 Projet06_Poster
<i>Can you show me something... red?</i>	 p6-s0-03
<i>You are right: This is red.</i>	 p6-s0-04

Séance 1 - Découvrir le contenu d'un cartable





<i>What's in my backpack?</i>	 video-P6-02
<i>What's in my backpack?</i>	 Projet06_Script
<i>Watch the video. What do you understand?</i>	 p6-s1-02
<i>Watch the video again. Try to remember the different school objects.</i>	 p6-s1-03
<i>School supplies</i>	 audio-P6-02
<i>School supplies</i>	 Projet06_Script






<i>Listen and look.</i>	 p6-s1-05
<i>Listen and point</i>	 p6-s1-06
<i>Show the flashcards</i>	 p6-s1-07
<i>I have a pencil... Point to the pencil.</i>	 p6-s1-08

Séance 2 - Nommer le matériel de classe

<i>School supplies</i>	 audio-P6-02
<i>School supplies</i>	 Projet06_Script
<i>Listen and look</i>	 p6-s2-02
<i>Mini-flashcards School supplies (Élève DOC 1)</i>	 Projet06_Eleve
<i>Listen and show</i>	 p6-s2-04
<i>Cut out these cards.</i>	 p6-s2-05
<i>I have a pencil. Please, show a pencil.</i>	 p6-s2-06
<i>Put your mini-flashcards into your envelope.</i>	 p6-s2-07
<i>Up and down</i>	 p6-s2-08
<i>Listen, stand up, repeat the sentence and sit down: I have a pencil.</i>	 p6-s2-09

Séance 3 - Jouer au *Tic tac toe* du cartable

<i>Up and down</i>	 p6-s3-01
<i>Listen, stand up, repeat the sentence and sit down: I have a pencil</i>	 p6-s3-02
<i>Tic tac toe</i>	 p6-s3-03
<i>Let's play: Try to put three magnets in a row. I have a blue pen. Your turn.</i>	 p6-s3-04

<i>Repeat together: I have scissors.</i>	 p6-s3-05
<i>Grille Tic tac toe (Éleve DOC 2)</i>	 Projet06_Eleve
<i>Tic tac toe</i>	 p6-s3-07
<i>Get in pairs and play. Take the grid and counters. Remember to say "I have..."</i>	 p6-s3-08
<i>What did we learn today?</i>	 p6-s3-09









Séance 4 - Découvrir le jeu *Steal the bacon*

<i>Grille Tic tac toe (Éleve DOC 2)</i>	 Projet06_Eleve
<i>tic tac toe</i>	 p6-s4-02
<i>Get in pairs and play. Take your grid and counters. Remember to say "I have..."</i>	 p6-s4-03
<i>Steal the bacon - adapted game rules</i>	 video-P6-03
<i>script sur site</i>	 Projet06_Script
<i>Règle du jeu (Classe DOC 2)</i>	 Projet06_Classe
<i>Watch and say</i>	 p6-s4-06
<i>Look and listen. What do you understand?</i>	 p6-s4-07
<i>Look and listen again. What words do you recognise?</i>	 p6-s4-08
<i>Steal the bacon - adapted game rules</i>	 audio-P6-03
<i>Steal the bacon - adapted game rules</i>	 p6-s4-09
<i>I call Mustafa to the board, choose a flashcard and pin it to the board.</i>	 p6-s4-10
<i>What is missing? I have three guesses. Do you have an eraser?</i>	 p6-s4-11
<i>You win./ You lose.</i>	 p6-s4-12
<i>What did we learn today?</i>	 p6-s4-13

Séance 5 - Jouer à *Guess my school object*








<i>Guess my card</i>	 p6-s5-01
<i>You have three guesses to find the card. I call Marius. Ask a question starting with "Do you have...?"</i>	 p6-s5-02
<i>Repeat together please: Do you have a pencil?</i>	 p6-s5-03
<i>Yes I do. I have a pencil. I call Léonie now.</i>	 p6-s5-04
<i>No, I don't. You win.</i>	 p6-s5-05
Mini-flashcards Formulations (Elève DOC 4)	 Projet06_Eleve
<i>Guess my card</i>	 p6-s5-07
<i>Team A, you hide a card. Team B, you have three guesses. Ask the question "Do you have a...?" Team A, say "You win" or "You lose".</i>	 p6-s5-08
<i>What did we learn today?</i>	 p6-s5-09

Séance 6 - Jouer à *Steal the bacon*

<i>Listen and touch</i>	 p6-s6-01
<i>I call Yasmine to the red pen. Go name, and touch the flashcard.</i>	 p6-s6-02
<i>Steal the bacon</i>	 p6-s6-03
Règle du jeu <i>Steal the bacon</i> (Classe DOC 2)	 Projet06_Classe
Trace-mémoire <i>School supplies</i> (Elève DOC 5)	 Projet06_Eleve
<i>Let's make three teams. Groups A and B will play. Group C will watch. Now listen to your number: 1, 2, 3, 4... In the middle are the school supplies.</i>	 p6-s6-06
<i>I call number 2 - an eraser. Team C, repeat. Number 2, an eraser, go!</i>	 p6-s6-07
<i>Do you have an eraser?</i>	 p6-s6-08

<i>Yes I do. / No I don't.</i>	 p6-s6-09
<i>OK, you win! / You lose!</i>	 p6-s6-10
<i>What did we learn today?</i>	 p6-s6-11



ATELIER 1 Jouer à *Steal the bacon*

<i>Règle du jeu Steal the bacon (Classe DOC 2)</i>	 Projet06_Classe
<i>Steal the bacon</i>	 p6-at1-02
<i>Let's make two teams. Listen to your number. In the middle are the school supplies.</i>	 p6-at1-03
<i>I call number 2 - an eraser - Go!</i>	 p6-at1-04
<i>Do you have an eraser?</i>	 p6-at1-05
<i>Yes I do. / No I don't.</i>	 p6-at1-06
<i>OK, you win! / You lose!</i>	 p6-at1-07

ATELIER 2 Jouer à *Guess my card* par groupes

<i>Guess my card</i>	 p6-at2-01
<i>Do you have a...</i>	 P6-at2-02
<i>You win. / You lose.</i>	 P6-at2-03

ATELIER 3 Jouer au *Tic tac toe* du matériel de classe

<i>Grille Tic tac toe (Elève DOC 2)</i>	 Projet06_Eleve
<i>Get in pairs and play. Take the grid and counters. Remember to say "I have..." Try to put three counters in a row.</i>	 p6-at3-02

EVALUATION

Évaluation	 Audio	audio-P6-04
Évaluation		Projet06_Classe
Évaluation (Elève DOC 7)		Projet06_Eleve