






Projet 7






Let's play Snakes and Ladders

Jouer au jeu des serpents et des échelles - niveau 2




Matériel projet

| | |
|--------------------|---|
| Les clés du projet |  video-P7-01 |
| <i>Look! Look!</i> |  audio-P7-01 |
| Scripts |  Projet07_Script |
| Posters |  Projet07_Poster1 |
| |  Projet07_Poster2 |

Rituel

| | |
|---|---|
| <i>Look! Look!</i> |  audio-P7-01 |
| <i>Look! Look!</i> |  Projet07_Script |
| <i>Look! Look!</i> |  Projet07_Classe |
| <i>Look, listen and repeat</i> |  p7-s0-03 |
| <i>Look at the pictures, listen (and repeat).</i> |  p7-s0-04 |





Séance 1 - Découvrir le jeu *Snakes and Ladders*

| | |
|---|---|
| <i>Snakes and Ladders</i> |  audio-P7-02 |
| <i>Snakes and Ladders</i> |  Projet07_Script |
| Plateau de jeu <i>Snakes and Ladders</i> vierge (Classe DOC 2) |  Projet07_Classe |

| | |
|--|---|
| <i>Listen and say</i> |  p7-s1-03 |
| <i>Listen to the conversation. What do you understand?</i> |  p7-s1-04 |
| <i>Listen to the conversation again. Try to notice important words: snake, ladder, your turn, roll the dice...</i> |  p7-s1-05 |
| <i>Snakes and Ladders</i> |  audio-P7-02 |
| <i>Snakes and Ladders</i> |  Projet07_Script |
| <i>Listen and look</i> |  p7-s1-08 |
| <i>Listen and point</i> |  p7-s1-09 |
| <i>Show the flashcards.</i> |  p7-s1-10 |
| <i>Point to “Roll the dice”.</i> |  p7-s1-11 |

Séance 2 - S'approprier le vocabulaire du jeu





| | |
|--|---|
| <i>Vocabulaire du jeu</i> |  audio-P7-03 |
| <i>Vocabulaire du jeu</i> |  Projet07_Script |
| <i>Mini-flashcards Game (Elève DOC 1)</i> |  Projet07_Eleve |
| <i>Listen and point</i> |  p7-s2-03 |
| <i>Put your mini-flashcards on your desk.</i> |  p7-s2-04 |
| <i>Listen, show the flashcard.</i> |  p7-s2-05 |
| <i>Thumbs up!</i> |  p7-s2-06 |
| <i>Thumbs up if it's correct: up the ladder. Up the ladder.</i> |  p7-s2-07 |
| <i>Yes, this is “up the ladder”, thumbs up. / No, this isn't “up the ladder”, thumbs down.</i> |  p7-s2-08 |
| <i>This one is out</i> |  p7-s2-09 |

| | |
|---|--|
| <i>Put your mini-flashcards on the table as I do.</i> |  p7-s2-10 |
| <i>Listen and repeat.</i> |  p7-s2-11 |
| <i>Very good / Terrific / Excellent / Good job. Next flashcard now...</i> |  p7-s2-12 |
| <i>What did we learn today?</i> |  p7-s2-13 |

Séance 3 - Dire le vocabulaire du jeu

| | |
|---|---|
| <i>Vocabulaire du jeu</i> |  audio-P7-03 |
| Vocabulaire du jeu |  Projet07_Script |
| <i>Listen, show and repeat</i> |  p7-s3-02 |
| <i>Put your mini-flashcards on your desk.</i> |  p7-s3-03 |
| <i>Listen, show the mini-flashcard and repeat.</i> |  p7-s3-04 |
| <i>Memory game</i> |  p7-s3-05 |
| <i>Let's play the Memory game. Try to find two identical pictures. This is "down the snake" and this is "up the ladder". Too bad. Your turn. Who wants to play?</i> |  p7-s3-06 |
| <i>What did we learn today?</i> |  p7-s3-07 |
| Plateau de jeu <i>Snakes and Ladders</i> (Élève DOC 2) |  Projet07_Eleve |





Séance 4 - Découvrir les sports

| | |
|--|--|
| <i>Trace-mémoire Game (Élève DOC 3)</i> |  Projet07_Eleve |
| <i>Back to front</i> |  p7-s4-02 |
| <i>Let's repeat all together after me: this is "down the snake".</i> |  p7-s4-03 |
| Poster <i>Sports</i> |  Projet07_Poster1 |

| | |
|--|---|
| Vocabulaire des sports |  audio-P7-04 |
| Vocabulaire des sports |  Projet07_Script |
| <i>Listen and look</i> |  p7-s4-06 |
| <i>Listen and look at the poster.</i> |  p7-s4-07 |
| <i>Play tennis, play baseball, play hockey, play American football, etc.</i> |  p7-s4-08 |
| <i>Listen and show</i> |  p7-s4-09 |
| Mini-flashcards Sports (Élève DOC 4) |  Projet07_Eleve |
| <i>Cut out these cards.</i> |  p7-s4-11 |
| <i>Please, show "play soccer"</i> |  p7-s4-12 |
| <i>Very good! / Terrific. Next flashcard now...</i> |  p7-s4-13 |
| <i>What did we learn today?</i> |  p7-s4-14 |

Séance 5 - Dire le vocabulaire des sports

| | |
|---|--|
| Trace-mémoire Sports (Élève DOC 5) |  Projet07_Eleve |
| <i>Listen and show</i> |  p7-s5-02 |
| <i>Please, show "play soccer".</i> |  p7-s5-03 |
| <i>Very good! / Terrific. Next flashcard now...</i> |  p7-s5-04 |
| Vocabulaire des sports |  audio-P7-04 |
| Vocabulaire des sports |  Projet07_Script |
| <i>Poster Sports</i> |  Projet07_Poster1 |
| <i>Listen and repeat</i> |  p7-s5-07 |
| <i>Listen and repeat after me.</i> |  p7-s5-08 |
| <i>Watch the mime and say</i> |  p7-s5-09 |
| <i>What do I mime?</i> |  p7-s5-10 |
| <i>É. : Play tennis?</i> |  p7-s5-11 |

| | |
|---|--|
| <i>P. : Yes, play tennis! Good job / Awesome / Great / Correct.</i> |  p7-s5-12 |
| <i>Look and say: What does he mime?</i> |  p7-s5-13 |
| <i>Repeat together: Play soccer.</i> |  p7-s5-14 |
| <i>Trace-mémoire Sports (Élève DOC 5)</i> |  p7-s5-15 |

Séance 6 - Dire les sports du jeu

| | |
|---|--|
| <i>Slowly</i> |  p7-s6-01 |
| <i>Put your hand up if you recognise the flashcard.</i> |  p7-s6-02 |
| <i>Can you repeat all together: Play soccer.</i> |  p7-s6-03 |
| <i>What's missing?</i> |  p7-s6-04 |
| <i>Look carefully and now close your eyes.</i> |  p7-s6-05 |
| <i>Open your eyes... What's missing?</i> |  p7-s6-06 |
| <i>I have play tennis, play soccer, play baseball, play American football, play hockey. What's missing?</i> |  p7-s6-07 |
| <i>Back to front</i> |  p7-s6-08 |
| <i>Let's repeat all together after me: play soccer.</i> |  p7-s6-09 |
| <i>What did we learn today?</i> |  p7-s6-10 |

Séance 7 - Dire *Can you...?* et ses réponses

| | |
|---|---|
| <i>Back to front</i> |  p7-s7-01 |
| <i>Let's repeat all together after me: play tennis.</i> |  p7-s7-02 |
| <i>Can you...?</i> |  audio-P7-05 |
| <i>Can you...?</i> |  Projet07_Script |







| | |
|--|--|
| Poster Sports |  Projet07_Poster1 |
| <i>Listen and look</i> |  p7-s7-05 |
| <i>Listen carefully and look</i> |  p7-s7-06 |
| <i>Listen and point</i> |  p7-s7-07 |
| <i>Listen and point with your finger the right option</i> |  p7-s7-08 |
| <i>Pass and say</i> |  p7-s7-09 |
| <i>Can you play tennis?</i> |  p7-s7-10 |
| <i>É1 : Yes, I can / No, I can't. Can you play tennis?</i> |  p7-s7-11 |
| <i>Let's change sport! Can you play hockey?</i> |  p7-s7-12 |
| <i>What did we learn today?</i> |  p7-s7-13 |

Séance 8 - Jouer à *Snakes and Ladders*




| | |
|--|--|
| <i>Pass and say</i> |  p7-s8-01 |
| <i>Can you play basketball?</i> |  p7-s8-02 |
| <i>É.1 : Yes, I can / No, I can't. Can you play basketball?</i> |  p7-s8-03 |
| <i>Let's change sport! Can you play American football?</i> |  p7-s8-04 |
| <i>Let's play Snakes and ladders.</i> |  p7-s8-05 |
| Poster Snakes and Ladders des sports |  Projet07_Poster2 |
| <i>Let's play together.</i> |  p7-s8-07 |
| <i>Let's make four teams. You're team blue / red / yellow / green.</i> |  p7-s8-08 |
| <i>5! 1, 2, 3, 4, 5. Can you play American football? No, I can't. Blue team, your turn. Roll the dice.</i> |  p7-s8-09 |

| | |
|---|--|
| Trace-mémoire <i>Yes, I can / No, I can't</i> (Elève DOC 7) |  Projet07_Eleve |
|---|--|


ATELIER 1 Jouer au *Snakes and Ladders* des sports

| | |
|--|--|
| Poster <i>Snakes and Ladders</i> des sports |  Projet07_Poster2 |
| Plateau de jeu <i>Snakes and Ladders</i> (Elève DOC 2) |  Projet07_Eleve |
| <i>Let's play Snakes and Ladders</i> |  p7-at1-03 |
| <i>Let's play Snakes and Ladders. Who starts?</i> |  p7-at1-04 |
| <i>Ok, roll the dice!</i> |  p7-at1-05 |
| <i>Can you play tennis?</i> |  p7-at1-06 |
| <i>Good job! Your turn, roll the dice.</i> |  p7-at1-07 |

ATELIER 2 Jouer au jeu de *Snakes and Ladders* simple

| | |
|--|---|
| Plateau de jeu vierge (Classe DOC 2) |  Projet07_Classe |
| <i>Let's play Snakes and Ladders</i> |  p7-at2-02 |
| <i>Get in groups of 2 and play Snakes and Ladders. Remember to say "up the ladder", "down the snake..." and "your turn", "my turn", "roll the dice".</i> |  p7-at2-03 |

ATELIER 3 Jouer à *Pass and say*

| | |
|---------------------|---|
| <i>Pass and say</i> |  p7-at3-01 |
|---------------------|---|